



## SLI3W - Silverlink 600 Electric Counter-top Induction Hob [Wok] - 1 Zone - W 450 mm - 2.4 kW

Embrace the energy efficient power of the Silverlink 600 Electric Induction Hob, which typically delivers 90% efficiency when compared with a solid electric hot plate at 55% and gas hob at 50%.

- ✔ Designed specifically to provide powerful, direct heat to woks without losing excess energy. Highly responsive and controllable cooking method.
- ✔ High power - delivers almost twice the cooking power of a similarly rated gas hob, whilst saving energy
- ✔ Boost function delivers power when it's most needed
- ✔ Designed to perfectly blend in with other products from the Silverlink 600 series
- ✔ Pan detection function cuts power when no pan is present, cutting running costs and creating a safer, more comfortable working environment.
- ✔ Automatic heat up function switches to a preset power level after full power heat up
- ✔ 6mm thick high impact resistant ceramic glass ceramic surface will withstand hard knocks and is easy to clean
- ✔ Easy to use rotary controls complete with LED display of power level. Easy to change filter, built into the base of the unit. Powerful internal cooling fan and overheat protection for long service life

### Specifications

Summary		Power and Performance	
Range Name	Silverlink 600	Total Power kW	2.4
Power Type	Electric	IP Rating	IP33
Unit Type	Counter-top	Temperature Control	Electronic
Available in UK Only	No	Rating per Hob kW	2.8
UK Warranty	2 Years Parts and Labour Warranty		
Export Warranty	Contact your local dealer		
GTIN Code	5056105100256		

Key Specifications		Weights and Dimensions	
Number of Hobs	1	Unit Height (External) mm	290
Shape of Hob	Round	Unit Width (External) mm	450
		Unit Depth (External) mm	600
		Hob Dimensions mm	290mmØ
		Net Weight Kg	16.2

Supply Connections		Shipping	
Requires Installation	No	Packed Weight Kg	19.9
Requires Electrical Supply	Yes	Packed Height cm	49.5
UK 3 Pin Plug	Yes	Packed Width cm	70
Requires Hardwiring	No	Packed Depth cm	55
Electrical Supply Rating Watts	2,800		
Single Phase Amps	12.2		
Single Phase Voltage	230		

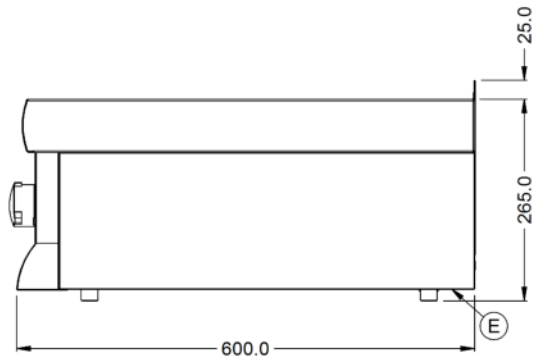
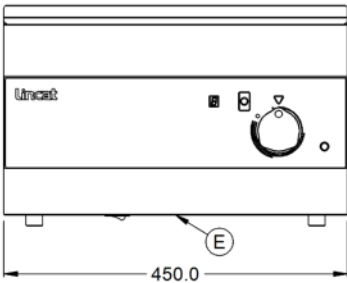
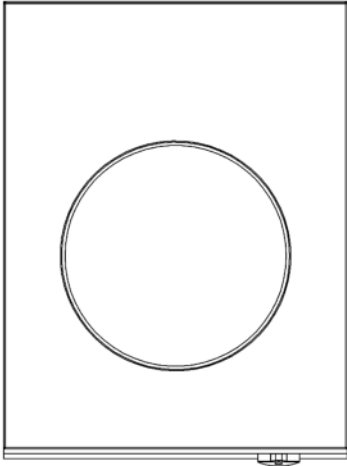
### Available Accessories

- CC4** Silverlink 600 Free-standing Ambient Open-Top Pedestal with Doors - W 450 mm
- CN4** Silverlink 600 Free-standing Ambient Open-Top Pedestal without Doors - W 450 mm

**Available Accessories**

- HC4** Silverlink 600 Free-standing Heated Open-Top Pedestal with Doors - W 450 mm - 0.5 kW
- HCL4** Silverlink 600 Free-standing Heated Pedestal with Legs and Doors - W 450 mm - 0.5 kW
- SLS4** Silverlink 600 Free-standing Floor Stand - for units W 450 mm

**Technical Picture**





**Lincat Limited**

Whisby Road,  
Lincoln, LN6 3QZ,  
United Kingdom

**Company No:** 2175448

A member company of



**Customer Care**

**Tel:** +44 1522 875500  
**Email:** [care@lincat.co.uk](mailto:care@lincat.co.uk)

**Export Customers**

**Tel:** +44 1522 503250  
**Email:** [export@lincat.co.uk](mailto:export@lincat.co.uk)

**Opening Hours**

**Monday – Friday:**  
8.30am – 5pm